

TUBULAR TYPE LEVEL GAUGE BL SERIES

**With Protection Support Pipe
Gauge Valves Sold Separately
Economical Type**

BL-Series is normally used on non-pressurized and non-dangerous fluid systems with a glass tube or sight, it also can find the utility in the observation of interface or fluid color. Gauge glass is made heat resistant borosilicate.

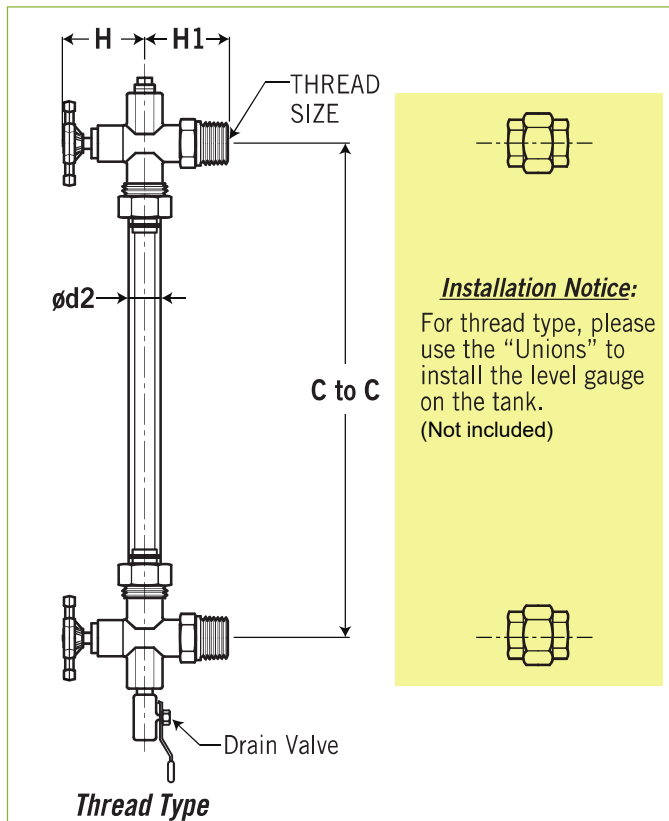
Technical Data

- Suitable Fluid:** Water, Oil, other chemical liquid
- Gauge Valve Material:** SS304 or SS316 available
- Gauge Tube Material:** DURAN® Glass
- Seal Material:** Viton or EPDM available
- Protection Support Pipe Material:** Acrylic, SS304 and SS316 available
- Gauge Valve Function:** With or Without ball check
- Max. Working Temperature:** 120°C
- Max. Working Pressure:** 5~8 kg/cm²
(Please also consider of the function of length and temperature.)
- Process Connection:** 1/2"~3/4" Male Thread; and 3/8"~1" Flange type on request
- Process Type:** Thread G, NPT, BSPT available
Flange JIS, ANSI, DIN available
- Drain Valve Connection:** 1/4" and 3/8" Female Thread G, NPT, BSPT available
- Center Length:** Max. 1500 mm
- Additional:** add yellow float available (please advise the manufacturer if necessary)



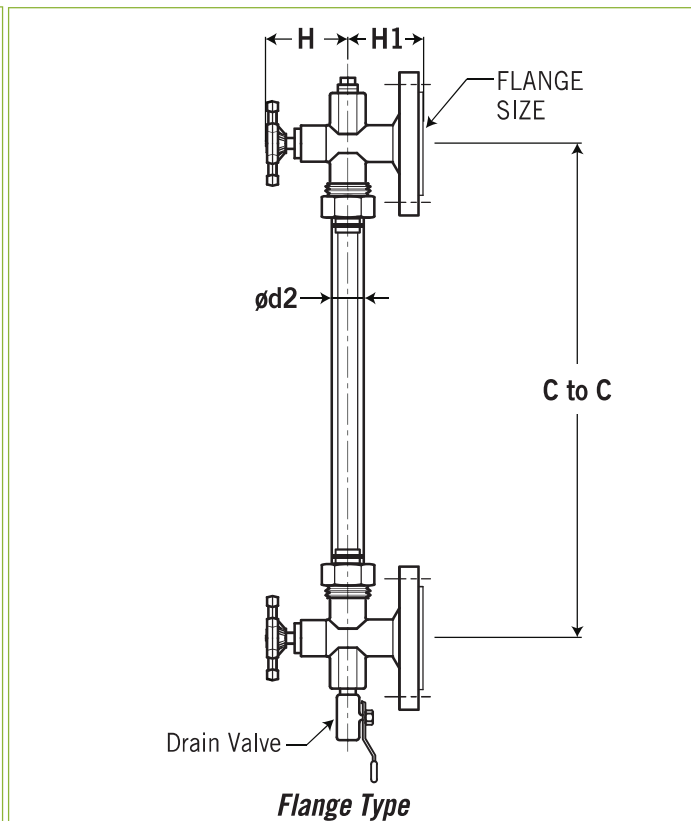
BLT/BLF

Dimensions-mm



Thread Size	H	H1	d2	Drain Valve	Glass Tube Dimensions
1/2"	67	38	30	1/4"	① ø13x2.2t
					② ø14x2.2t
3/4"	69	47	34	3/8"	③ ø16x2.5t
					④ ø18x2.5t
					⑤ ø20x2.5t

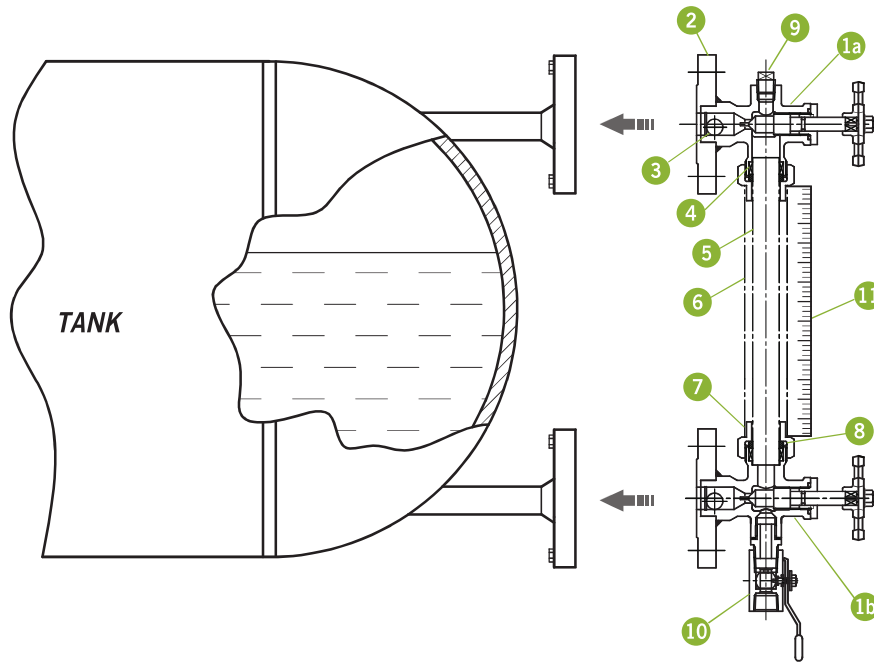
- Female or Male Thread 「G, NPT, BSPT」 are on request.
- If the thread size is 「1/2"NPT(M)」, the drain valve size is 「1/4"NPT(F)」.



Flange Size	H	H1	d2	Drain Valve	Glass Tube Dimensions
3/8"	67	47	30	1/4"	① ø13x2.2t
					② ø14x2.2t
1/2"	67	47	30	1/4"	③ ø16x2.5t
					④ ø18x2.5t
3/4"	69	59	34	3/8"	⑤ ø20x2.5t
					⑥ ø20x2.5t

- Flange rating JIS, ANSI, DIN are on request.

Installation & Parts List



ITEM	PARTS NAME
1a	Upper Gauge Valve
1b	Lower Gauge Valve
2	Process Connection
3	Ball Check
4	Gland Packing
5	Glass Gauge Tube
6	Protector Support
7	Gland Nut
8	Gland Bush
9	Vent Plug
10	Drain Ball Valve
11	Scale Plate (option)

Ordering Information

Model	BLT	with protection support pipe; Thread type
	BLF	with protection support pipe; Flange type
	BLV	only gauge valves (2 pieces/1 set)
	Code	Connection Size
	Thread	(A) ½" NPT(M) (B) ¾" NPT(M) (C) G½" (M) (D) G¾" (M) (E) ½" BSPT(M) (F) ¾" BSPT(M)
	Flange	(G) ½" JIS 10K (H) ¾" JIS 10K (I) 1" JIS 10K (J) ½" ANSI 150# (K) ¾" ANSI 150# (L) 1" ANSI 150# (O) option
	Code	Gauge Valve Material
		(1) SS304 (2) SS316
	Code	Gauge Tube Material
	1	DURAN® Glass N Without gauge tube (for model BLV only)
	Code	Gauge Tube Dimensions
		(1) ø13 x 2.2t mm (2) ø14 x 2.2t mm (3) ø16 x 2.5t mm (4) ø18 x 2.5t mm (5) ø20 x 2.5t mm
	Code	Seal Material
		(1) Viton (2) EPDM
	Code	The Function of Gauge Valve
		(A) With Ball Check (B) Without Ball Check
	Code	Drain Valve Type
		(1) Ball Valve (2) Plug (3) Needle Valve
	Code	Vent Valve Type
		(1) Ball Valve (2) Plug (3) Needle Valve
	Code	Center to Center Length (C to C)
		Please directly fill out the length as you required. (Max. 1500mm)
	Code	Protection Supporter Material
		(W) Acrylic (S4) SS304 (S6) SS316 (N) Without (for BLV)
	Code	Scale Plate
	A	With
	B	Without